

FOR LEASE

FORMER SCHWAN BUILDING

7807 44TH AVE W | MUKILTEO, WA



Industrial building with office located less than one mile west of the Everett Boeing plant, with easy access to I-5 via SR 526

Fenced, secure perimeter

±1-acre yard / outside storage

4 grade-level loading bays

10' x 12' roll-up doors

1 dock-high loading bay

13' - 16' ceiling height

2400 amps 120/240 V
3-phase power

Ample parking

Easy access to SR 525
& SR 526

9,100 SF

TOTAL BUILDING AREA

±1 AC

OUTSIDE STORAGE

MATTHEW P. HENN

Executive Vice President

206.890.7800

matt.henn@kidder.com

MATTHEW HAGEN, SIOR

Executive Vice President

425.283.5782

matt.hagen@kidder.com

KIDDER.COM

This information supplied herein is from sources we deem reliable. It is provided without any representation, warranty, or guarantee, expressed or implied as to its accuracy. Prospective Buyer or Tenant should conduct an independent investigation and verification of all matters deemed to be material, including, but not limited to, statements of income and expenses. Consult your attorney, accountant, or other professional advisor.

km Kidder Mathews

FORMER SCHWAN BUILDING



[KIDDER.COM](https://www.kidder.com)

This information supplied herein is from sources we deem reliable. It is provided without any representation, warranty, or guarantee, expressed or implied as to its accuracy. Prospective Buyer or Tenant should conduct an independent investigation and verification of all matters deemed to be material, including, but not limited to, statements of income and expenses. Consult your attorney, accountant, or other professional advisor.



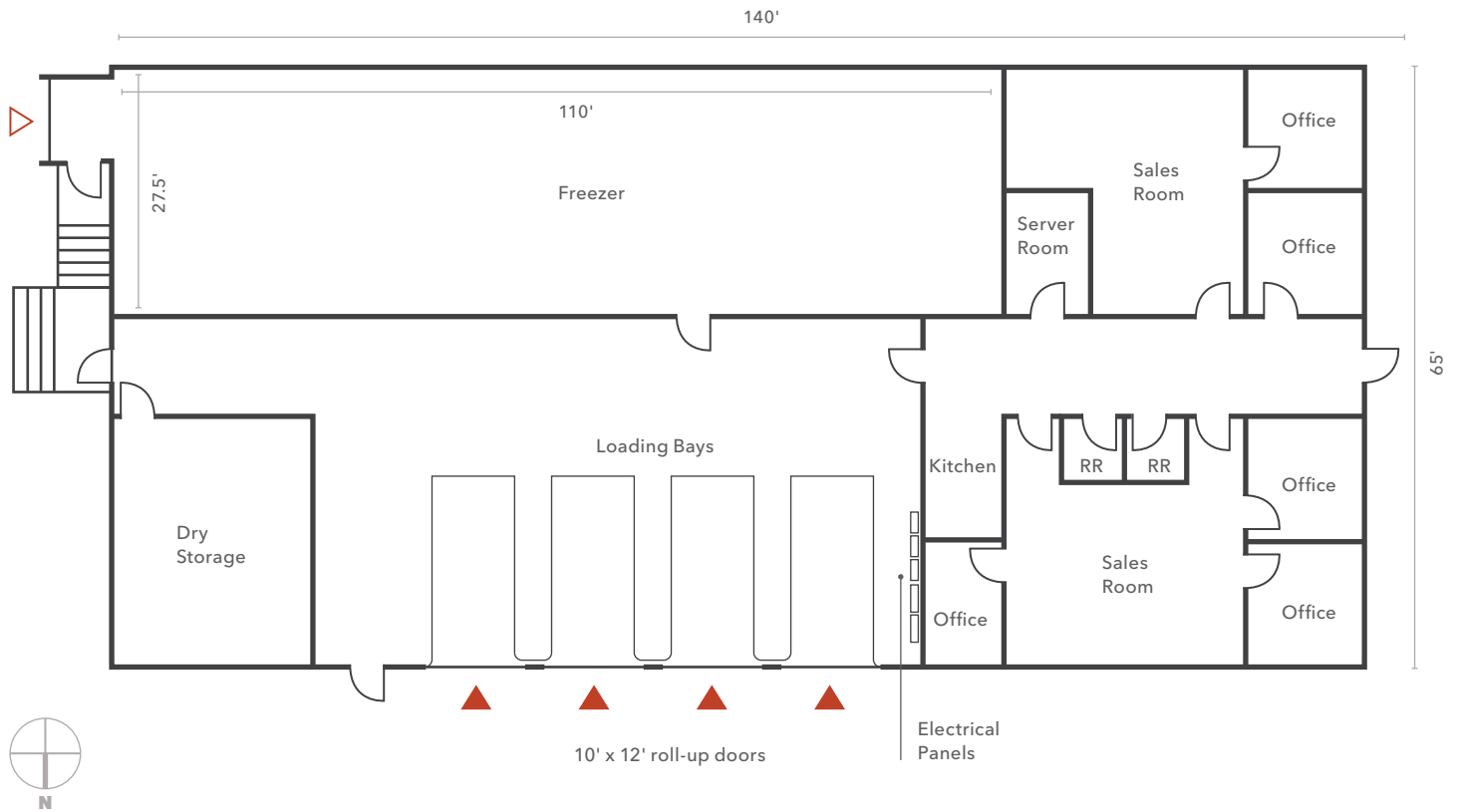
FORMER SCHWAN BUILDING



KIDDER.COM

This information supplied herein is from sources we deem reliable. It is provided without any representation, warranty, or guarantee, expressed or implied as to its accuracy. Prospective Buyer or Tenant should conduct an independent investigation and verification of all matters deemed to be material, including, but not limited to, statements of income and expenses. Consult your attorney, accountant, or other professional advisor.



FLOOR PLAN



9,100 SF
TOTAL BUILDING SIZE

2,300 SF
OFFICE

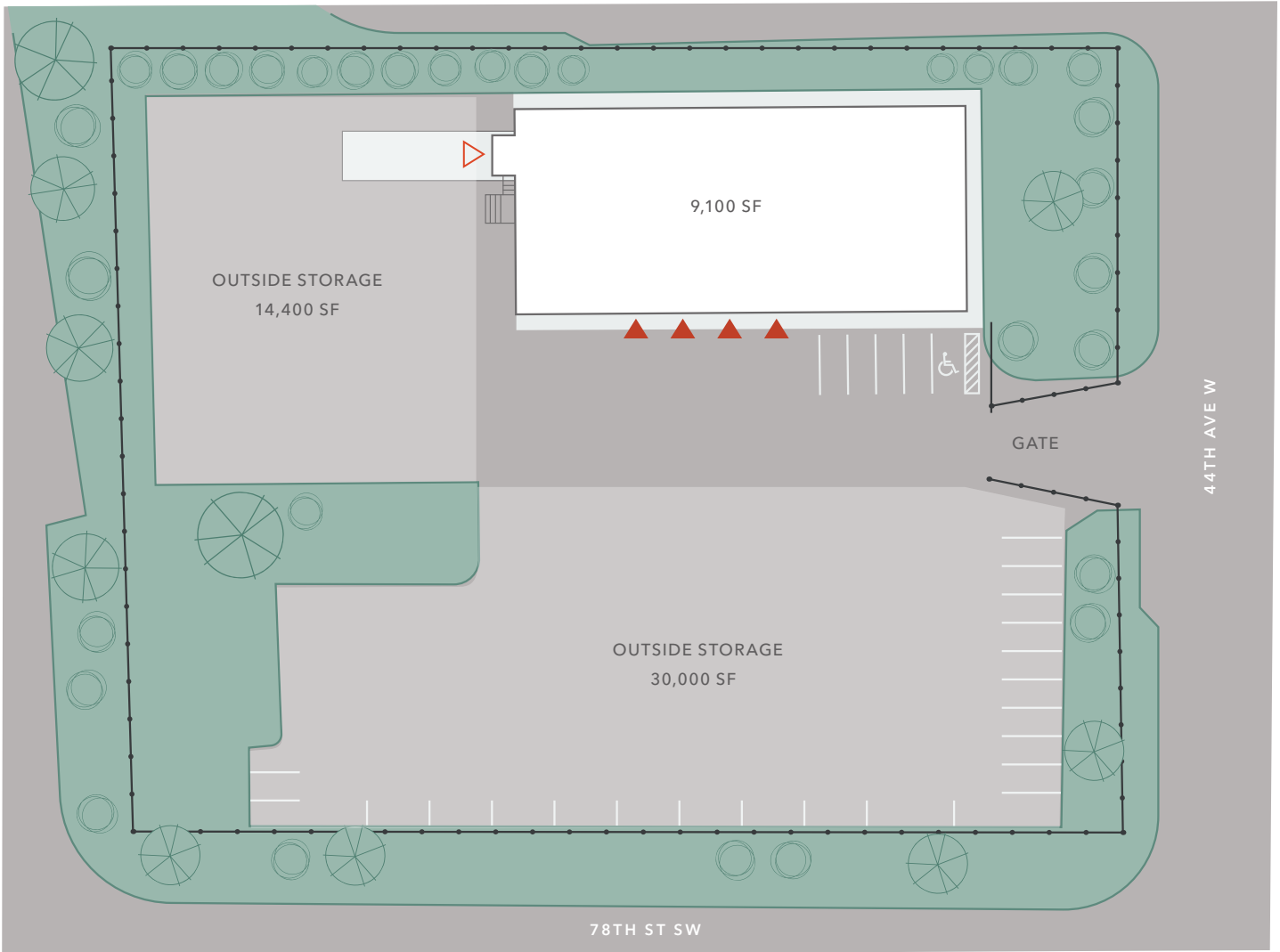
NOW
AVAILABLE

-  Grade-level loading
-  Dock-high loading

KIDDER.COM

This information supplied herein is from sources we deem reliable. It is provided without any representation, warranty, or guarantee, expressed or implied as to its accuracy. Prospective Buyer or Tenant should conduct an independent investigation and verification of all matters deemed to be material, including, but not limited to, statements of income and expenses. Consult your attorney, accountant, or other professional advisor.

SITE PLAN



9,100 SF
TOTAL BUILDING SIZE

±1 AC
OUTSIDE STORAGE

NOW
AVAILABLE

- Chainlink fence
- Grade-level loading
- Dock-high loading

KIDDER.COM

This information supplied herein is from sources we deem reliable. It is provided without any representation, warranty, or guarantee, expressed or implied as to its accuracy. Prospective Buyer or Tenant should conduct an independent investigation and verification of all matters deemed to be material, including, but not limited to, statements of income and expenses. Consult your attorney, accountant, or other professional advisor.



FORMER SCHWAN BUILDING



For more information, contact

MATTHEW P. HENN
Executive Vice President
206.890.7800
matt.henn@kidder.com

MATTHEW HAGEN, SIOR
Executive Vice President
425.283.5782
matt.hagen@kidder.com

KIDDER.COM

KIDDER.COM

This information supplied herein is from sources we deem reliable. It is provided without any representation, warranty, or guarantee, expressed or implied as to its accuracy. Prospective Buyer or Tenant should conduct an independent investigation and verification of all matters deemed to be material, including, but not limited to, statements of income and expenses. Consult your attorney, accountant, or other professional advisor.

